

# 8STA shell size 06-35



## Features & Benefits

- Rugged aluminium body to ensure long service life in the harshest environment
- 5 rugged gold plated MIL spec contact #22D
- PCB contacts option available
- The composite version will provide you the lightest and most reliable solution for applications with high salt spray level. The aluminium type is excellent for harshest environment or where additional mechanical strength is required.
- Environmental sealing from interfacial seal and rear grommet
- Positive locking mechanism with locked colour indicators
- 6 colour-coded keyway orientations
- Boot termination feature

## Technical characteristics

### Mechanical

- Shell
- Shell plating
- Insulator
- Grommet & seal
- Contact
- Contact plating
- Endurance
- Shock
- Vibration
- Contact retention

### Electrical

- Test voltage
- Contact resistance
- Insulation resistance at 500 Vdc
- Contact rating

### Climatic

- Temperature range
- Sealing mated connectors
- Salt spray

### Composite version

Glass fibre loaded plastic  
 No plating  
 Thermoplastic  
 Liquid silicone rubber  
 Copper alloy  
 Gold  
 500 matings/unmatings  
 300 g for 3 ms and  
 EIA-364-27  
 147 m/s<sup>2</sup>, 10 to 2000 Hz  
 45 N

1300 Vrms  
 < 14.6 mΩ  
 ≥ 5000 mΩ  
 5 A

-55°C to +175°C  
 IP67 (1 metre for 30 min. minimum)  
 500 hours

### Aluminium version

Aluminium alloy  
 Nickel or Conductive black zinc  
 Thermoplastic  
 Liquid silicone rubber  
 Copper alloy  
 Gold  
 500 matings/unmatings  
 300 g for 3 ms and  
 EIA-364-27  
 147 m/s<sup>2</sup>, 10 to 2000 Hz  
 45 N

1300 Vrms  
 < 14.6 mΩ  
 ≥ 5000 mΩ  
 5 A

-55°C to +175°C  
 IP67 (1 metre for 30 min. minimum)  
 48 hours

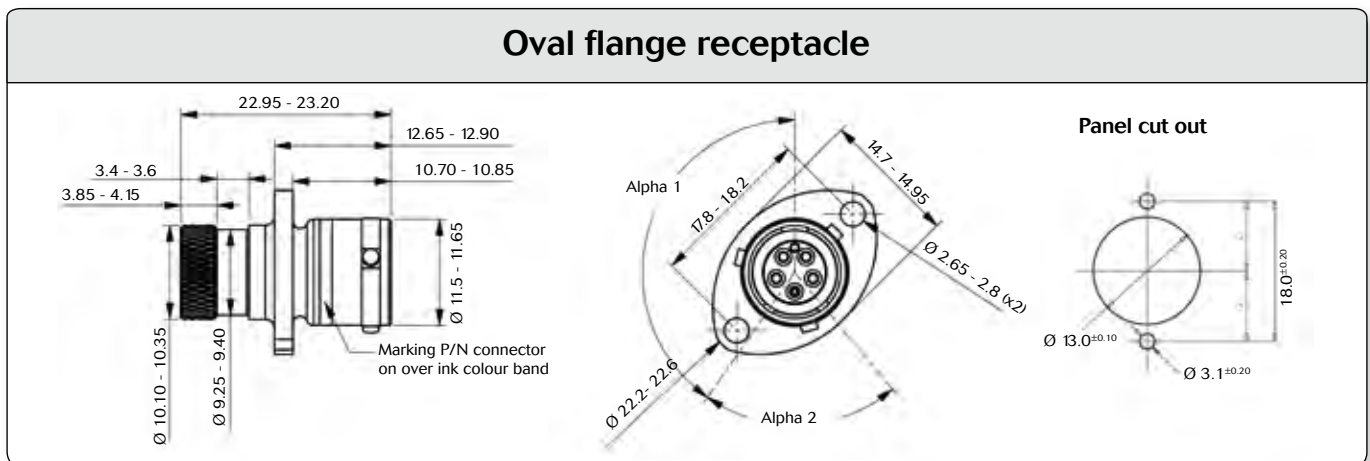
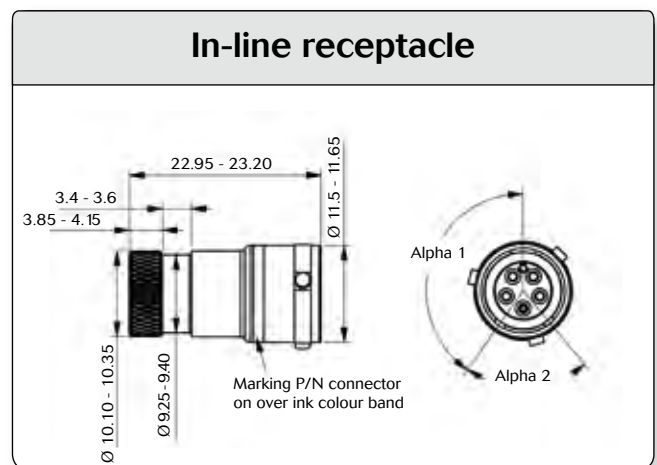
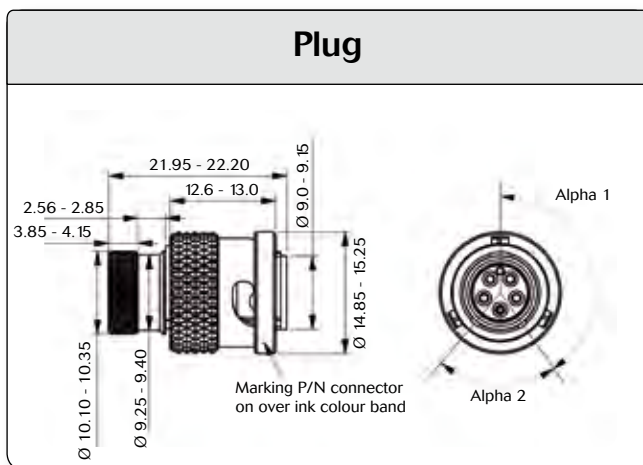
# 8STA shell size 06-35



## How to order

Basic series	8STA	0	X	06	35	P	N	-
Shell style	0: Oval flange receptacle (for front or rear mounting) 1: In-line receptacle 2: Oval flange receptacle with PCB contacts 6: Plug							
Plating	- : Standard version X: Composite version F: Nickel version							
Shell size	06							
Contact layouts	35 (5 contacts #22D)							
Type of contacts	P: Pin contacts S: Socket contacts							
Orientations	N: Red / A: Yellow / B: Blue / C: Orange / D: Green / U: Universal (only in aluminium alloy)							
Specification	- : Standard version 528: Integrated nut on the flange - M2.5 insert (only for shell style 0 & 2) - <i>for more details, please see page 45-48</i>							

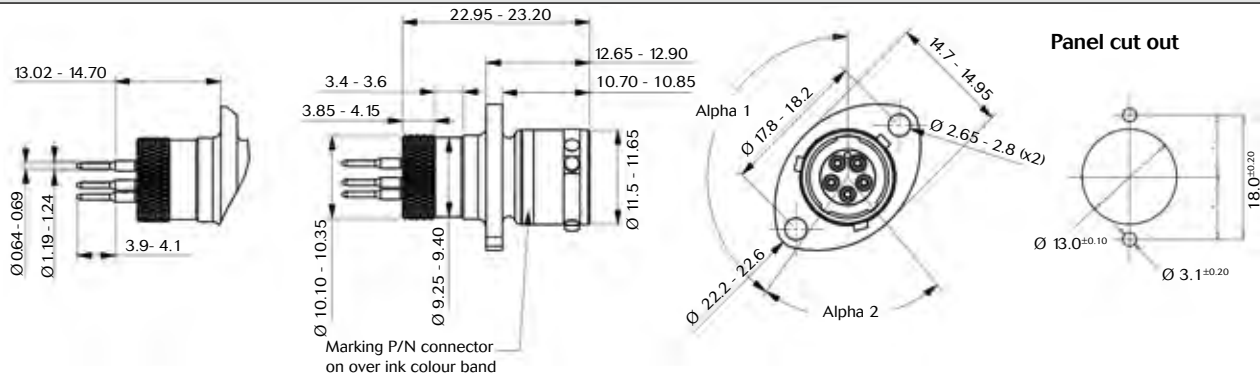
## Range presentation



# 8STA shell size 06-35



## Oval flange receptacle with PCB contacts



## Orientation

Key positions	Alpha 1	Alpha 2	Colour band
N	145°	75°	RED
A	130°	120°	YELLOW
B	110°	120°	BLUE
C	155°	115°	ORANGE
D	90°	115°	GREEN
U	NONE	NONE	NONE

# 8STA shell size 06-35



## Contacts

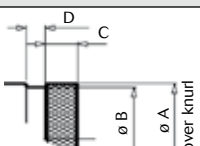
Crimped & PCB contacts									
Contact size	Contact type	Contact Ø	Part numbers	Admissible wire section				External dia. over insulation (mm)	
				AWG		mm <sup>2</sup>		Min.	Max.
Crimp contact				Min.	Max.	Min.	Max.	Min.	Max.
22D	Male	0.76	8599-0702 JJ	28	22	0.095	0.38	0.71	1.37
	Female		8599-0710 900						
PCB contact			Part numbers						
22D	Male	0.76	F1P1P3E-0002AJJ						
	Female		F1P1ES3-2202A00						


Crimping tools						
Contact size	Wire sizes	Type	Locator part number		Plier part number	
			Spec.	SOURIAU	Spec.	SOURIAU
22D	22 to 28	Male	M22520/2-09	8476-09	M22520/2-01	8476-01
		Female	M22520/2-06	8476-06		

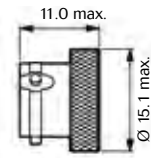
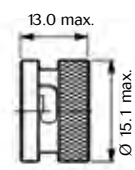
## Accessories

Insertion & extraction tool				
Contact size	Part numbers	Colour		
		Spec.	SOURIAU	Insertion
22D	M81969/14-01	-	Green	White



Shrinkable termination detail				
	Ø A	B <sup>±0.05</sup>	C <sup>±0.05</sup>	D <sup>±0.05</sup>
	9.90	9.25 - 9.40	4.20	3.50

Filler plug				
	Contact size	Part numbers		Colour
	22D	Spec.	SOURIAU	
		MS27488-22	8660-212	Black

Metal protective cap	
Plug cap 8STA8F06	
Receptacle cap 8STA9F06	

Note : all dimensions are in mm